




# Tools of the Mind

---

Kindergarten



# Mystery Question



Every morning children answer a question. The questions vary as the year progresses and focus on different types of content including rhyming, beginning & ending sounds and counting.

# Share the News

## Share the News


Make sure everyone has a partner



Listen to today's topic



Think of something to say



Share with your partner

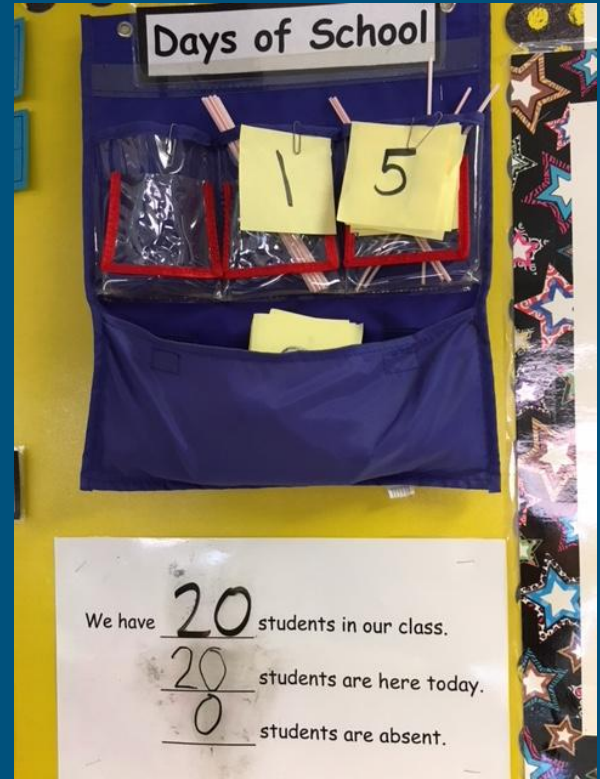


Children learn how to share with each other and be effective participants in discussions about a variety of topics.

Questions include:



- What is your favorite food?
- Who is your favorite character in the 3 Little Pigs?
- What is one of our classroom rules? Why do we have that rule?

# Opening Group



Opening group provides opportunities to discuss the calendar, days of school and weather. Children greet each other and build their sense of classroom community through Opening Group routines.

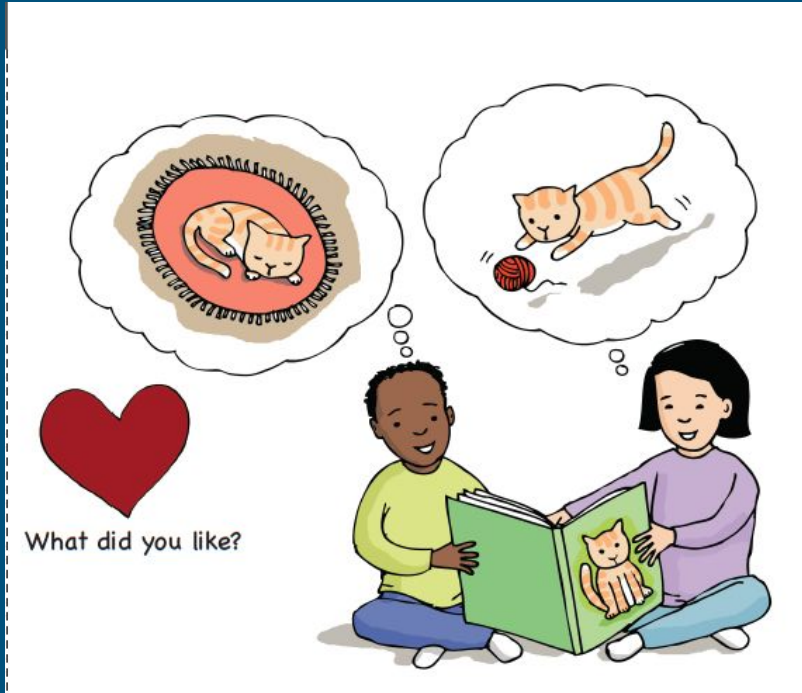
# Shared Writing



Children learn the process of writing through a shared experience with their peers and teachers. Learning tools such as the Sound Map are used to determine sounds in words as children are scaffolded to improve upon what they already know.

# Story Lab


---



Children learn how to use Reading Strategies such as visualization, character empathy and inferences to further their comprehension of stories read aloud.

Children also dramatize stories read aloud to increase comprehension and ability to retell through play.

# Literacy Activities



# Elkonin Boxes




Elkonin Box activities are used frequently to help children hear and segment sounds in words. This is a really important skill to become readers and writers.

# Literacy Activities

---


## I Have Who Has

I Have Who Has games are used throughout the year to teach a variety of content. The game provides children with the opportunity to help each other, while providing a self check aspect and the need for sustained attention to the task.





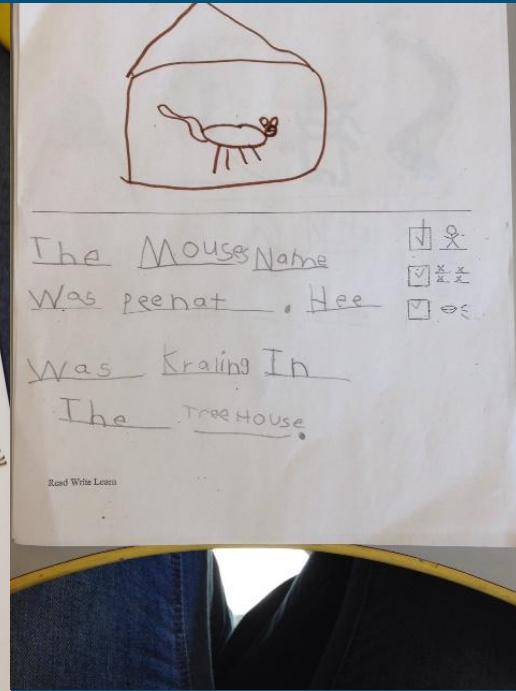



# Dramatization



Children dramatize stories read throughout the year with small groups. Children have their own roles and work together to retell stories through play with child made props. Dramatization of Fairy Tales turns into dramatization of the Magic Tree House series.

# Scaffolded Writing

Writing progresses throughout the year and allows each student to work at their individual level. Teachers scaffold individual students one level higher than their independent ability to help children succeed and build upon what they know.




# Learning to Read - Buddy Reading





Children begin buddy reading in September by “reading” the pictures to their peers. Role cards support their regulation by reminding them who is the reader and who is the listener.

# Buddy Reading 2 - Beginning in January

**Reading Strategies**

 Have I seen this word before?

 Can I build a word?


 Does it make sense with what I am reading?

© Tools of the Mind™




The second half of the year, children begin reading text using reading strategies. Each child reads books that are “just right” for them.

# Literacy Centers



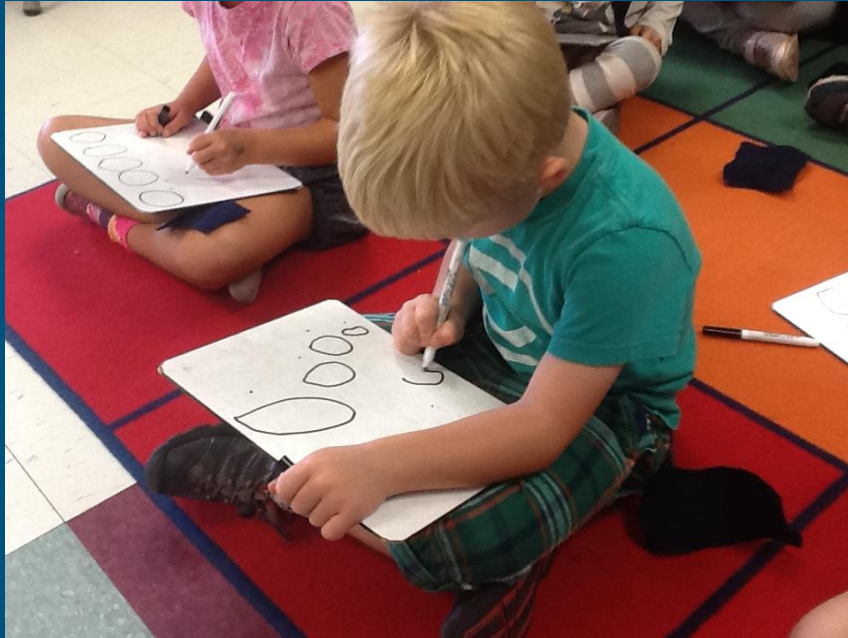
In January, children begin working in small groups playing games and doing activities to support their literacy skills.




# Graphics Practice

---

Children learn strokes and private speech to support letter formation. As fine motor control improves children learn the proper way to form upper and lowercase letters. Self regulation is built into the activity as children have to listen to music and freeze when the music stops as they work.



# Math Workshop - Investigations



Children take part in math workshop daily which provides them opportunities to count, record and think about how numbers work.

# Science

---

Hands on science activities are theme based and support learning that is happening through read alouds and dramatization. Children work with others to explore, observe and create.





# Social Studies



Powerpoints are used with each theme of the Magic Tree House books to learn about the Life and Times of different people in different time periods.

